

ASSIF

Anti-Siphon PC
Dripper



metzer

✉ Info@Metzerplas.com ☎ +972-4-6387001 🌐 metzer-group.com

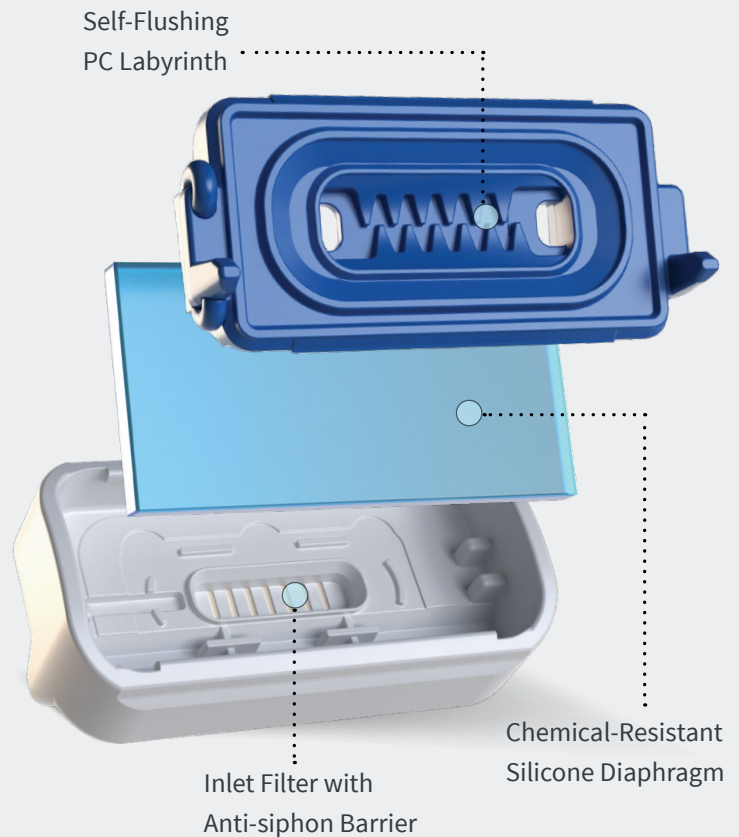
ASSIF | Anti-Siphon PC Dripper

Primary Labyrinth



Primary Labyrinth with Wide Water Passage

Structure & Parts



Self-Flushing PC Labyrinth

Inlet Filter with Anti-siphon Barrier

Chemical-Resistant Silicone Diaphragm

Dripper flow rates | 0.8 / 1.0 / 1.2 / 1.6 / 2.1 / 3.4 l/h

Dripline diameters | 16 / 17 / 20 / 22 / 25 mm

Dripline wall thickness | 0.4 - 1.2 mm

Recommended filtration | 120 mesh / 130 micron



Row crops



Orchards



Landscaping

ASSIF Features

- Especially designed for SDI applications
- Anti-siphon system - prevents suction of sand or soil into the dripper
- Wide range of working pressures for various topographies
- Unique and accurate regulating labyrinth mechanism
- Wide water passages along the labyrinth
- Suitable for different water sources and quality

- Long-lasting silicone diaphragm
- Durable under harsh field conditions and chemical applications
- Very low CV
- Compatible with and approved by ISO9261 standard

RootGuard® configuration is available for extra protection against root intrusion in SDI systems.

ASSIF | Drippers Data

ASSIF 16

Dripline max. lateral length (m) | I.D. 15.2 mm, W.T. 0.6 mm, nominal diameter 16 mm, slope = 0%
Inlet pressure - 2.5 bar

Nominal Flow Rate (l/h)	Spacing between Drippers (cm)						
	20	30	40	50	60	75	100
0.85	204	273	333	388	438	508	614
1.0	184	246	300	349	394	458	554
1.2	163	218	267	311	351	407	493
1.6	135	181	222	258	292	339	410
2.1	113	152	186	217	245	285	344
3.4	83	111	136	159	180	209	253

ASSIF 17

Dripline max. lateral length (m) | I.D. 15.0 mm, W.T. 0.9 mm, nominal diameter 17 mm, slope = 0%
Inlet pressure - 3.0 bar

Nominal Flow Rate (l/h)	Spacing between Drippers (cm)						
	20	30	40	50	60	75	100
0.85	218	293	385	418	472	549	664
1.0	197	264	323	376	426	495	598
1.2	174	234	287	335	379	440	533
1.6	147	196	240	280	316	367	445
2.1	123	165	202	235	266	309	374
3.4	90	120	148	172	195	226	275

ASSIF 20

Dripline max. lateral length (m) | I.D. 17.4 mm, W.T. 1.0 mm, nominal diameter 20 mm, slope = 0%
Inlet pressure - 3.5 bar

Nominal Flow Rate (l/h)	Spacing between Drippers (cm)						
	20	30	40	50	60	75	100
0.85	331	433	523	605	681	786	946
1.0	298	390	471	545	613	708	853
1.2	265	347	419	485	546	630	759
1.6	220	288	348	403	454	525	632
2.1	184	242	293	339	381	441	531
3.4	135	177	215	249	280	324	390

ASSIF | Drippers Data

ASSIF 22

Dripline max. lateral length (m) | I.D. 21.0 mm, W.T. 1.0 mm, nominal diameter 22 mm, slope = 0%
Inlet pressure - 3.5 bar

Nominal Flow Rate (l/h)	Spacing between Drippers (cm)						
	20	30	40	50	60	75	100
0.85	458	600	724	837	942	1088	1309
1.0	412	540	652	755	849	981	1180
1.2	366	480	580	671	756	873	1050
1.6	304	399	482	558	628	726	847
2.1	255	335	405	469	528	610	735
3.4	187	246	297	344	388	445	540

ASSIF 25

Dripline max. lateral length (m) | I.D. 24.7 mm, W.T. 1.0 mm, nominal diameter 25 mm, slope = 0%
Inlet pressure - 3.5 bar

Nominal Flow Rate (l/h)	Spacing between Drippers (cm)						
	20	30	40	50	60	75	100
0.85	623	808	672	1120	1258	1449	1741
1.0	534	704	854	990	1116	1290	1555
1.2	499	648	779	898	1009	1163	1379
1.6	414	539	648	747	840	968	1163
2.1	348	452	544	628	706	813	978
3.4	255	332	400	416	519	598	719

* Customized spacing between drippers is available upon request.



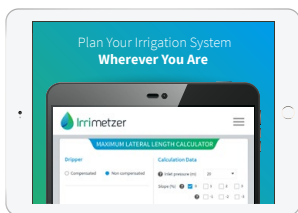
ASSIF | Drippers Data



Technical Data

Drip Line Nominal Diameter	Inside Diameter (mm)	Wall Thickness (mm)	Minimum Working Pressure (bar)	Maximum Working Pressure (bar)	Dripper Kd
Assif 16 mm	15.8	0.4	1.0	2.0	0.19
Assif 16 mm	15.2	0.6	1.0	2.5	0.20
Assif 16 mm	13.8	0.9	1.0	3.0	0.27
Assif 16 mm	13.8	1.0	1.0	3.5 - 4.0	0.27
Assif 16 mm	13.8	1.1	1.0	4.0	0.27
Assif 16 mm	13.8	1.15	1.0	4.0	0.27
Assif 16 mm	13.8	1.2	1.0	4.0	0.27
Assif 17 mm	15.8	0.6	1.0	2.5	0.20
Assif 17 mm	15.0	0.9 - 1.15	1.0	3.0 - 4.0	0.22
Assif 20 mm	17.4	0.9 - 1.25	1.0	3.0 - 4.0	0.10
Assif 22 mm	21.0	1.0 - 1.1	1.0	3.5	0.08
Assif 25 mm	24.7	1.0	1.0	3.5	0.05

Note: max. pressure in the lateral is according to the diameter and W.T. specification.



For more details, please visit our cutting-edge application for irrigation system design:


irrimetzer.metzer-group.com



Metzer reserves the right to redesign/modify its products and change the information in this document at any time without prior notice and without incurring any responsibility or liability for errors published here.

ASSIF | Transport Packaging

Narrow Drum 22.5 cm H * 57 cm O.D. (up to 0.4 mm W.T.)



PALLET

CONTAINER

20ft container

4 drums per layer * 9 layers. Total: 36 drums

40ft HC container

4 drums per layer * 10 layers. Total: 40 drums

20ft container

10 pallets. Total: 360 drums

40ft HC container

20 pallets + 80 loose drums. Total: 880 drums

Medium Drum 28.5 cm H * 57 cm O.D. (for 0.6 - 0.9 mm W.T.)



PALLET

CONTAINER

40ft HC container

4 drums per layer * 4 layers + 4 drums per layer * 4 layers
Total: 32 drums

40ft HC container

40 pallets + 24 loose drums
Total: 664 drums

Wide Drum 33.5 cm H * 57 cm O.D. (for 0.6 - 1.0 mm W.T.)



PALLET

CONTAINER

20ft container

4 drums per layer * 6 layers. Total: 24 drums

40ft HC container

4 drums per layer * 6 layers. Total: 24 drums

20ft container

10 pallets. Total: 240 drums

40ft HC container



20 pallets + 20 loose drums. Total: 500 drums

Dripline	Wall Thickness (mil/mm)	Length (m)		Drum Average Weight (kg)*	
		Up to 20 cm	Above 20 cm	Up to 20 cm	Above 20 cm
16 mm	16 / 0.4		1000 Narrow		21
	24 / 0.6	500 Medium	700 Medium	16	21
	36 / 0.9	400 Medium	400 Medium	18	22
17 mm	16 / 0.4		1000 Narrow		22
	24 / 0.6	500 Medium	700 Medium	16	22
	36 / 0.9	400 Medium	400 Medium	19	24


Dripline	Wall Thickness (mil/mm)	Length (m)	Drum Average Weight (kg)*
20 mm	36 / 0.9	400 Wide	21
	40 / 1.0	400 Wide	23
22 mm	36 / 0.9	350 Wide	22
	40 / 1.0	350 Wide	24
25 mm	40 / 1.0	300 Wide	24

* According to dripper spacing.



Narrow Drum (up to 0.4 mm W.T.)




40ft HC Container





Medium Drum (for 0.6 - 0.9 mm W.T.)



40ft HC Container



Wide Drum (for 0.6 - 1.0 mm W.T.)



40ft HC Container

